



Dear Student-Athlete and Parent/Guardian,

Prior to participating on a sports team at Hanover High School, each athlete must provide the Athletic Department with a current address as well as emergency contact, insurance, medical alert, and health history information. To expedite this process the Athletic Department uses SportsWare, an online data entry system.

Specific instructions are provided on the following pages for both new and existing members. Please provide all information that is applicable. If this information changes during the year, please login to update the information.

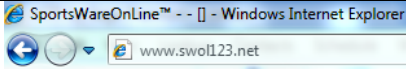

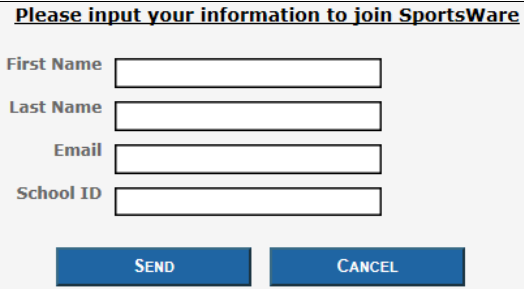
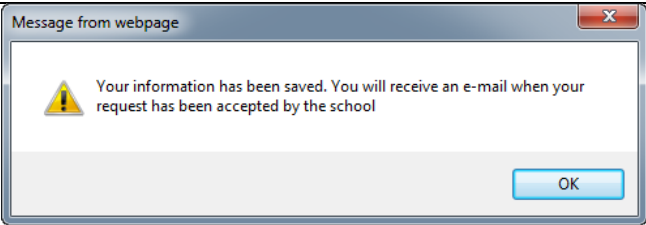
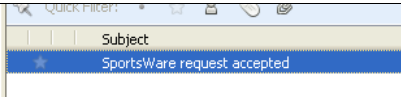
If you have any questions, please contact the athletic office at 781-878-5450 ext. 2514. Your help and patience is appreciated.

Sincerely,

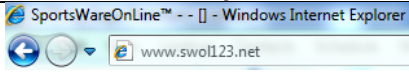

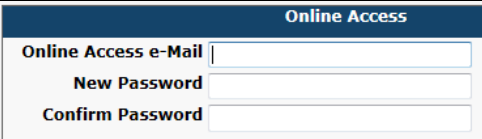
Scott Hutchison
Athletic Director

Amy Tessitor ATC, LAT
Athletic Trainer

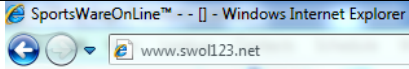

Joining SportsWareOnline

Instruction	Example
Go to www.swol123.net .	
Scroll to the middle of the screen and click the Join SportsWare button.	
Enter your First Name, Last Name, Email address and School ID and click the Send button. <i>Our School ID is: hanoverhs (all lowercase and one word)</i>	
Your request to join SportsWare will then be sent to the Athletic Trainer for review.	
Once your request is accepted you will receive an email with the Subject " <i>SportsWare request accepted</i> ". Open the e-mail and click the www.swol123.net link to continue to SportsWareOnline.	

Resetting Your Password

Instruction	Example
Go to www.swol123.net	
Enter your Email Address and click the Reset Password button.	
<p>You will receive an e-mail with the Subject "<i>SportsWareOnLine Password Request</i>".</p> <p>Open the e-mail and click on the link to reset your password. Enter your e-mail address, new password and click the Save button.</p>	

Updating Your Information

Instruction	Example
Go to www.swol123.net	
Enter your Email Address and click the Login button.	
<p>At the top of the page is the Menu Bar.</p> <p>My Info: Update your address, emergency contact and insurance information.</p> <p>Med History: Complete a Medical History questionnaire.</p> <p>Forms: View/complete required paperwork. Note: SportsWare will also display “<i>You have ? forms to complete/download</i>”.</p> <p>Print: Print My Info and Medical History data.</p>	