

THE CHARTER SCHOOL CAMPAIGN



MTA DIVISION OF AFFILIATE SERVICES

The Ballot Question - November

Would increase the number of charter schools that could be created statewide by 12 per year.

CHARTERS

0
PRE - 1994

25
Cap In 1993

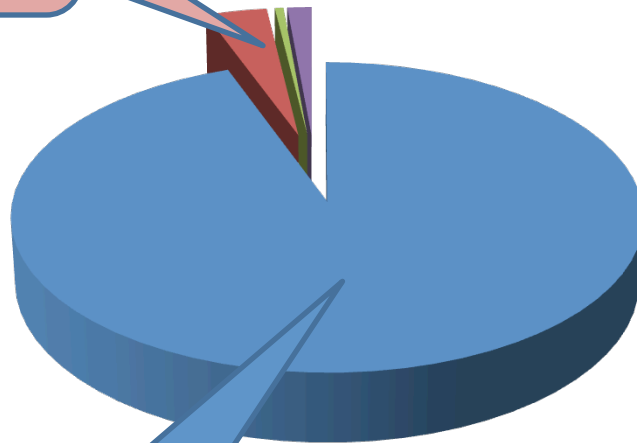
50
Cap In 1997

72
Cap In 2016

192
Proposed Cap In 2027

MASSACHUSETTS PUBLIC SCHOOLS

4%



PUBLIC (1854)

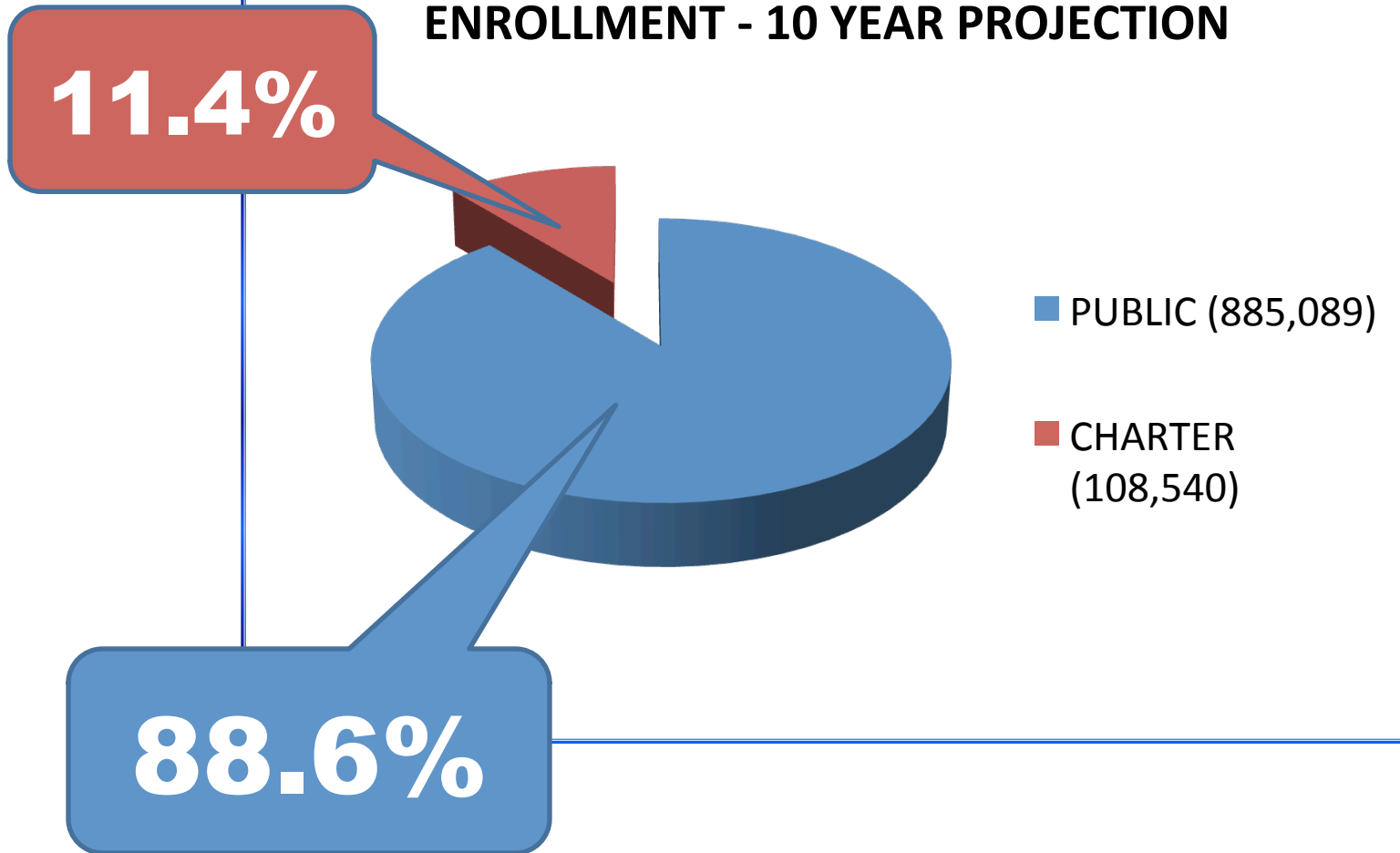
COMM.CHARTER
(71)

HORACE MANN
(10)

OTHER (28)

96%

ENROLLMENT - 10 YEAR PROJECTION



The Ballot Question

What's wrong with more charter schools?

1. Loss of school funding
2. Charter schools do not educate all students
 - a) Self-Selecting Parents
 - b) Push out students
3. Erode teacher standards for pay and working conditions.

2015-16 Charter School Financial Impact

In 2015-16, Hanover Public Schools lost \$322,913.

What could our schools do with \$322,913?

How much more would we lose if the cap is raised on charter schools?

\$408 Million

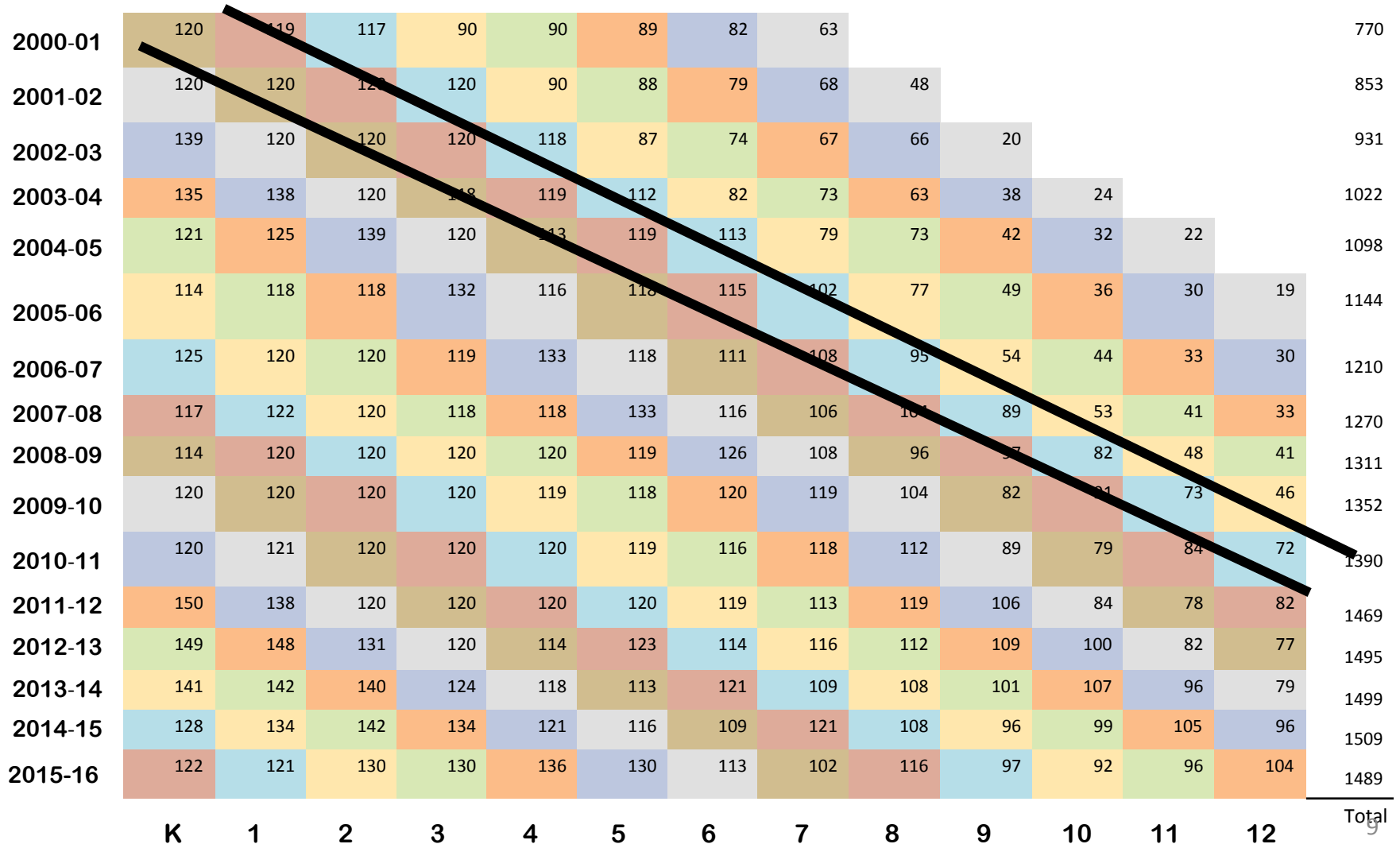


\$1.1 Billion



Charter Schools do not educate all students. The “drop out” rate.

Mystic Valley Regional Charter School



School Committee Resolutions

- | | |
|----------------------------|--------------------------------|
| • Adams-Cheshire | • Malden |
| • Agawam | • Mansfield |
| • Amherst | • Melrose |
| • Arlington | • Montomoy |
| • Barnstable | • New Bedford |
| • Brockton | • Northbridge |
| • Bellingham | • Oxford |
| • Cambridge City Council | • Pittsfield |
| • Chicopee | • Saugus |
| • Dennis | • Silver Lake |
| • Easthampton City Council | • Springfield |
| • Everett | • Southern Berkshire |
| • Greenfield | • Somerville |
| • Hampshire | • Wachusett |
| • Holyoke | • Waltham |
| • Kingston | • Westhampton |
| • Ludlow | • West Springfield |
| • Lynn (and City Council) | • Worcester (and City Council) |