



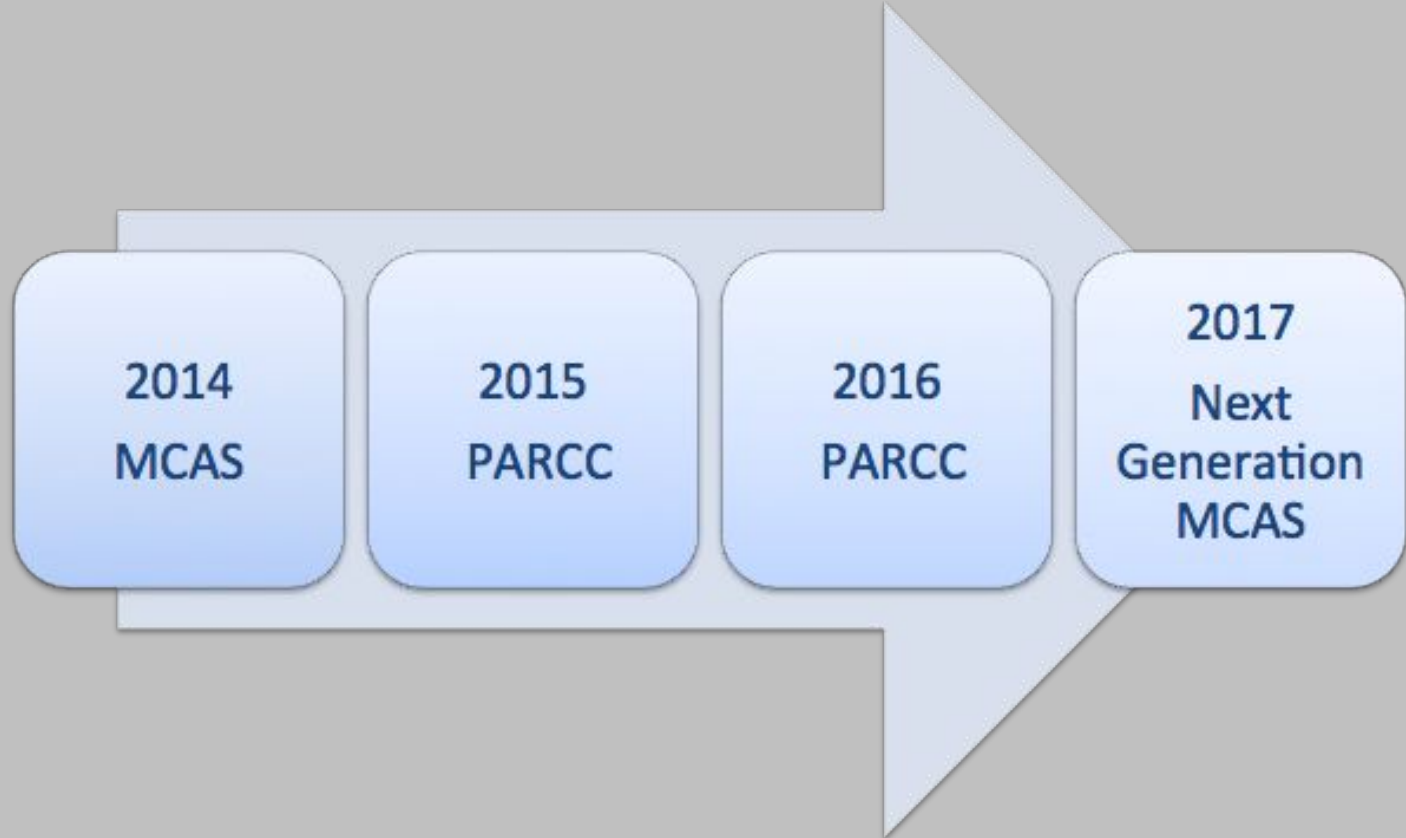
MCAS 2.0 Results



2017



Where We've Been:





What is the Next Generation MCAS?

- Critical thinking abilities
- Application of knowledge
- Making connections between reading and writing
- Computer-based design



MCAS Achievement Levels

★ Legacy (Grades 5, 8 & 10)

Advanced

Students at this level demonstrate a comprehensive and in-depth understanding of rigorous subject matter, and provide sophisticated solutions to complex problems.

Proficient

Students at this level demonstrate a solid understanding of challenging subject matter and solve a wide variety of problems.

Needs Improvement

Students at this level demonstrate a partial understanding of subject matter and solve some simple problems.

Warning

Students at this level demonstrate a minimal understanding of subject matter and do not solve simple problems.

Massachusetts Department of Elementary and Secondary Education

★ Next-generation

Exceeding Expectations

A student who performed at this level exceeded grade-level expectations by demonstrating mastery of the subject matter.

Meeting Expectations

A student who performed at this level met grade-level expectations and is academically on track to succeed in the current grade in this subject.

Partially Meeting Expectations

A student who performed at this level partially met grade-level expectations in this subject. The school, in consultation with the student's parent/guardian, should consider whether the student needs additional academic assistance to succeed in this subject.

Not Meeting Expectations

A student who performed at this level did not meet grade-level expectations in this subject. The school, in consultation with the student's parent/guardian, should determine the coordinated academic assistance and/or additional instruction the student needs to succeed in this subject.





Parent Report

Name: Doe, Jonathan H.
SASID: 1234567890

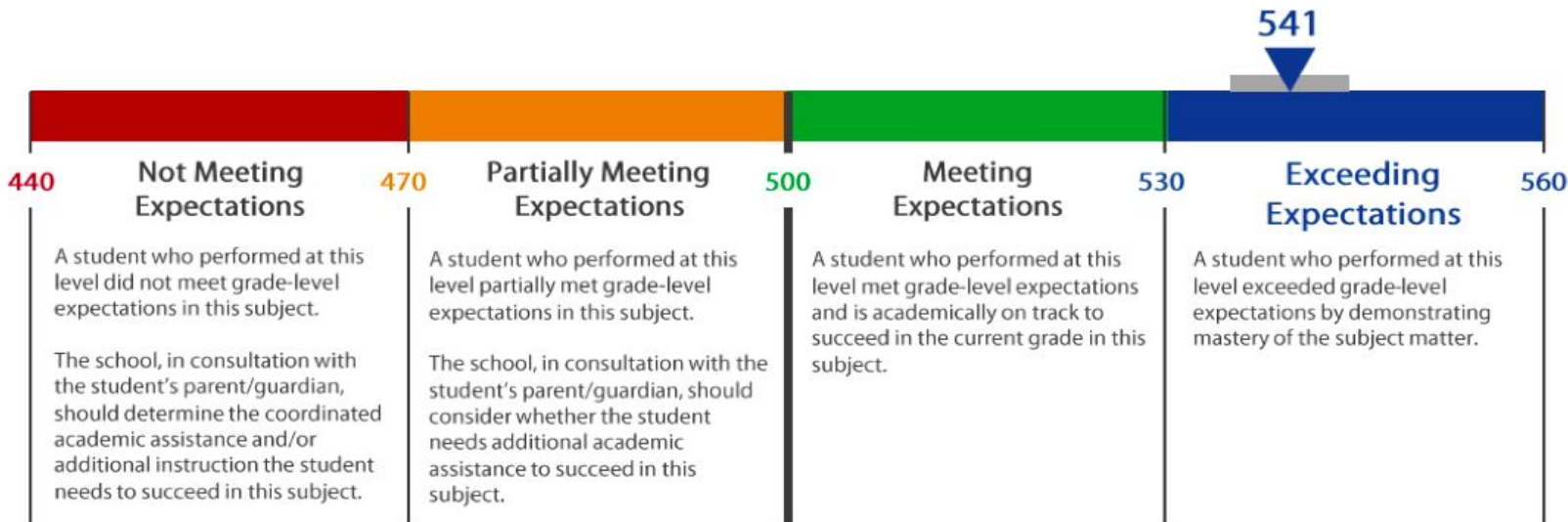
Grade 8
Spring 2017

Mathematics Results

Computer-based test

Your Child's Achievement Level: **Exceeding Expectations**

Your Child's Score: **541**



In the figure above, the triangle indicates your child's score on the test. The gray bar shows the range of likely scores your child would receive if he or she took the test multiple times.



How your child performed on the test in each reporting category and on each individual test question

Reporting Category **Points earned by your child** **Average number of points earned by Meeting Expectations students who scored close to 500.**

Operations & Algebraic Thinking

7 out of 10

6.0 out of 10

Numbers & Operations in Base Ten

10 out of 10

6.8 out of 10

Numbers & Operations - Fractions

5 out of 5

4.0 out of 5

Measurement & Data

8 out of 9

6.1 out of 9

Geometry

3 out of 4

2.5 out of 4

Individual Test Questions

Question Number	1	2	3	4	5	6	7	8	9	10	11	12	13	14	15	16	17	18	19	20	21	22	23	24	25	26	27	28	29	30
Points Earned	1/2	3/4	0/1	0/1	3/3	1/4	1/1	1/1	1/1	0/1	1/1	1/2	1/2	1/1	1/1	0/1	4/4	3/4	0/4	1/1	1/1	1/1	0/1	0/1	0/1	2/3	5/6	0/1	1/1	1/1

Key

x/y = x points earned out of y possible points

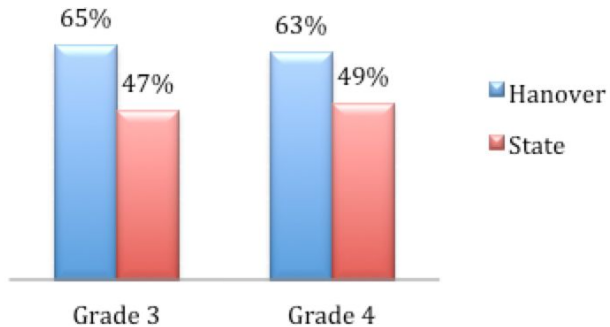
Blank space/y = no answer provided

Go online to see a description of every test question at
www.doe.mass.edu/mcas/parents.

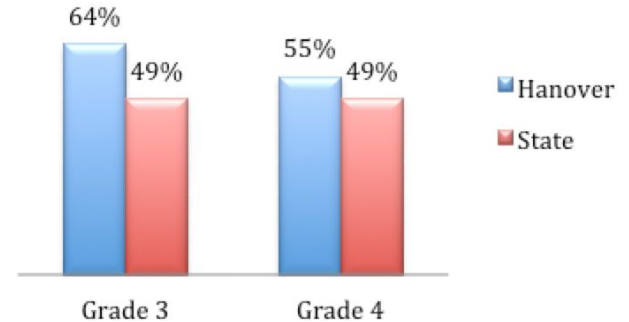


Current Performance

2017: ELA - % of Students Meeting/Exceeding Expectations (Next-Gen MCAS)



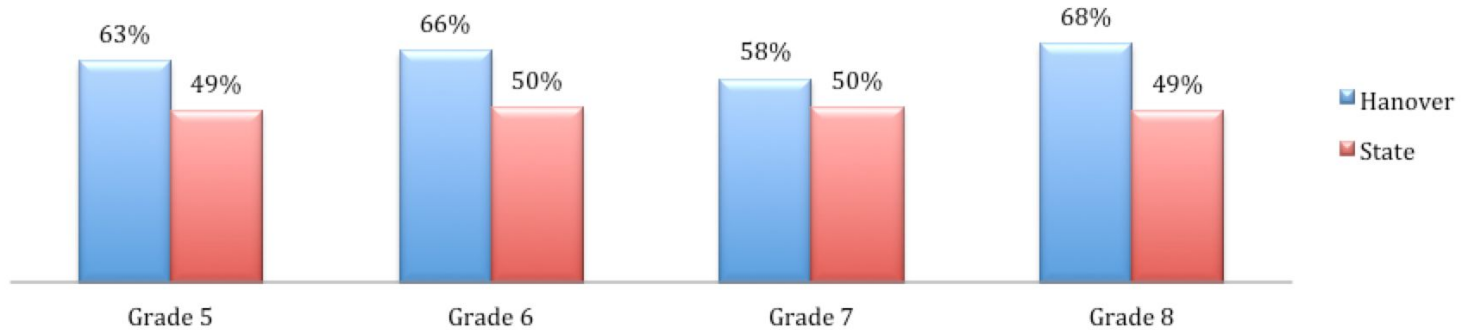
2017: Math - % of Students Meeting/Exceeding Expectations (Next-Gen MCAS)





Current Performance

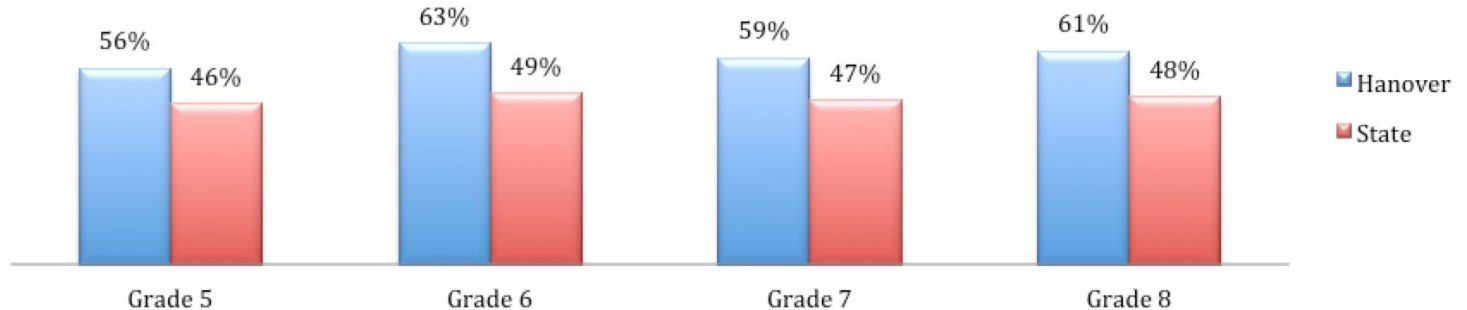
**2017: ELA - % of Students
Meeting/Exceeding
Expectations
(Next-Gen MCAS)**





Current Performance

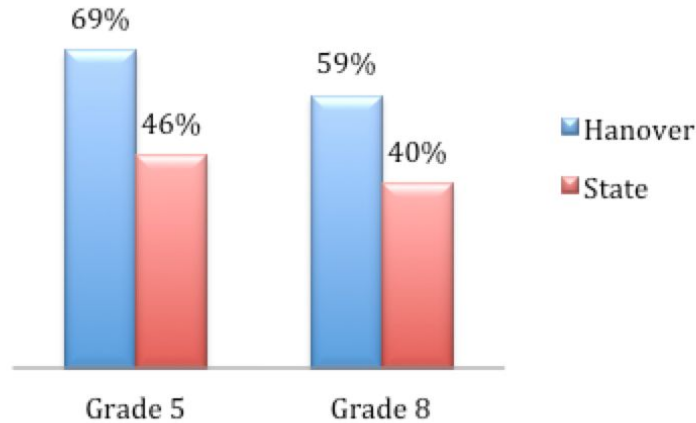
**2017: Math - % of Students
Meeting/Exceeding
Expectations
(Next-Gen MCAS)**





Current Performance

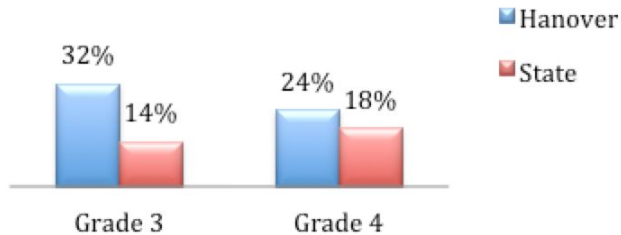
**2017: Science - % of Students
Proficient/Advanced
(Legacy MCAS)**



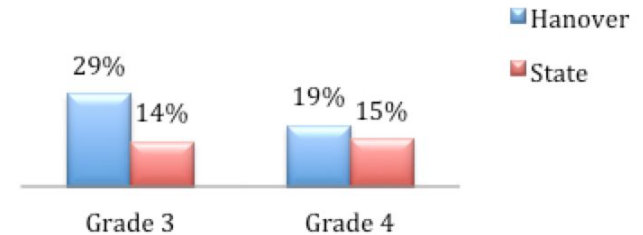


Current Performance

**2017: ELA - % of Students
With Disabilities
Meeting/Exceeding
Expectations
(Next-Gen MCAS)**



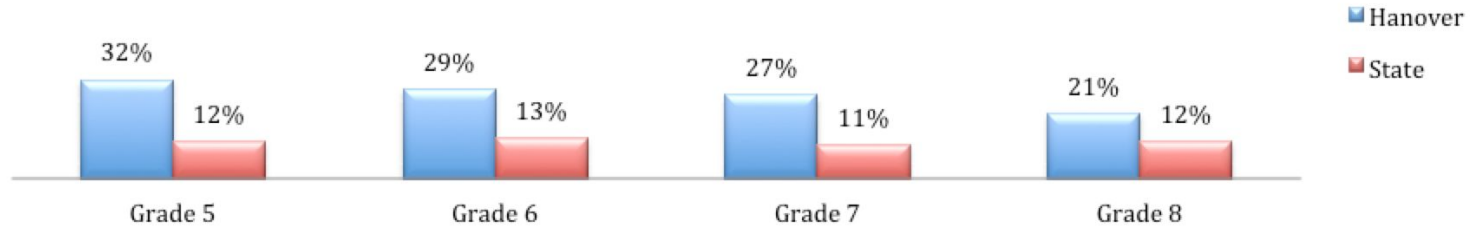
**2017: Math - % of Students
With Disabilities
Meeting/Exceeding
Expectations
(Next-Gen MCAS)**





Current Performance

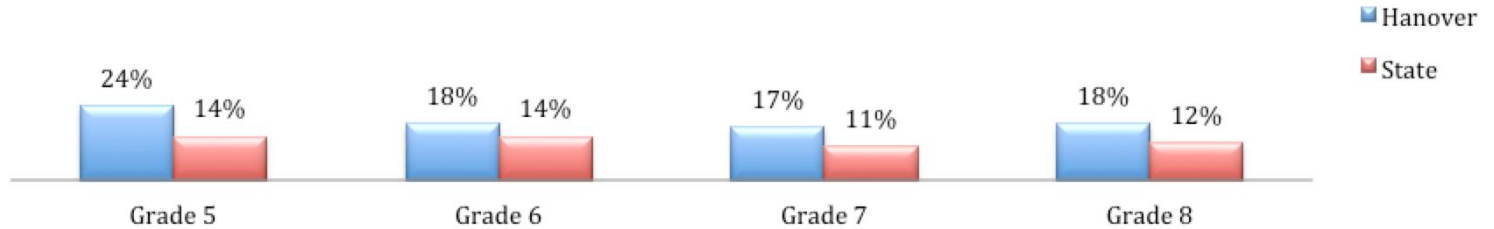
**2017: ELA - % of Students
With Disabilities
Meeting/Exceeding
Expectations
(Next-Gen MCAS)**





Current Performance

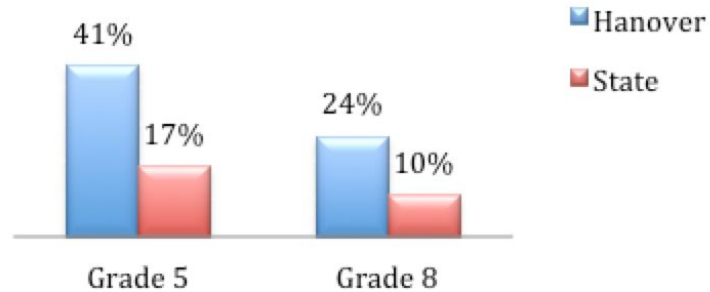
**2017: Math - % of Students
With Disabilities
Meeting/Exceeding
Expectations
(Next-Gen MCAS)**





Current Performance

2017: Science - % of Students With Disabilities Proficient/Advanced (Legacy MCAS)





Data Analysis and Action Planning





How Do I Learn More?

MCAS Parents Page

<http://www.doe.mass.edu/mcas/parents/>

- Resources include:
 - Annotated Parent/Guardian Report
 - Frequently Asked Questions (FAQs)
 - Item Descriptions

MCAS Parent Guide (available in several languages):

<http://www.doe.mass.edu/commissioner/Back-to-School/>